

NED user guide

NED trust admin and service lead roles

Part of the JAG programme at the RCP

Document control	
Version	1
Effective from	August 2025
Review date	August 2026
Owner	NED



Contents

Introduction5

 What can a NED trust admin do on the website?5

 What can a service lead do on the website?5

Registering for NED5

Uploading to NED7

Using NED as a trust admin or service lead8

 Filters.....8

 Core KPIs.....9

 All KPIs10

 Endoscopists.....10

 Plot KPIs.....11

 Activity.....11

 Demographics.....12

Discrepancies in data12



Introduction

This guide outlines the National Endoscopy Database (NED) trust admin and service lead roles.

NED is populated by data extracted automatically from the endoscopy reporting system (ERS) at endoscopy services in the UK. NED makes data available in user friendly outputs for clinicians, services and research purposes.

The aim of NED is to create an online database that collects data from all UK based endoscopy units to ensure high-quality service and facilitate large-scale audits as well as research. NED enhances JETS (JAG Endoscopy Training System), and its introduction means that trainees do not need to enter their data twice as NED can collect data directly from the ERS if it is NEDi2 compliant.

The key performance indicators (KPIs) in the NED dashboard are based on guidance from The British Society of Gastroenterology and are validated regularly. To see how the KPI's are calculated, please read the [NEDi2 KPI document](#).

What can a NED trust admin do on the website?

A NED trust admin can:

- review and export KPIs for endoscopy procedures for sites within their organisation, as well as for specific endoscopists
- assess performance against national benchmarks for their organisation
- view activity metrics and demographics of procedures in their organisation
- view the NED upload queue to check status of uploads and errors (via [JETS](#)).

What can a service lead do on the website?

A service lead can:

- review and export KPIs for endoscopy procedures at the site they have the role at
- review KPIs for specific endoscopists at their site
- assess performance against national benchmarks for their site
- view activity metrics and demographics of procedures at their site.

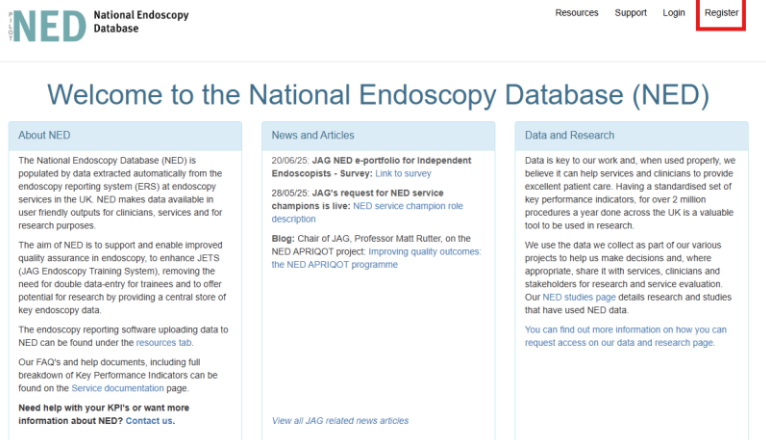
Registering for NED

If you have previously used the JETS or JETS Workforce websites you will already have an account, so you do not need to create a new account. If you are unable to access your account, please contact us at askJAG@rcp.ac.uk.

Please do not create a new account if you know you have already used JETS or JETS Workforce. This can cause issues with your account in the future.

If you have never used JETS or JETS Workforce before and this is your first time using NED, you can set up a new account following the steps below:

- 1 Go to the [NED website](#)
- 2 Click the register button on the top-right of the screen.



- 3 Fill in your details.
 - > All fields must be completed to register.
 - > We recommend you use an email address that you will have continuous access to (eg a personal email address).
 - > Click continue after completing the CAPTCHA.

Register for a National Endoscopy Database Account

Please do not create a new account if you have previously used the JETS site. If you can no longer access your existing account, please contact askjag@rcp.ac.uk so that we can help you gain access. Accounts are deactivated if they are not used for an extended period. Creating duplicate accounts can cause difficulties with your account.

Please use the form below to register for a JETS/NED ePortfolio account. In order for your data to be included in the NED and therefore gain access to your NED KPI data you must have a JETS ePortfolio account.

Professional body Registration number Confirm Registration number

GMC

To ensure you receive system generated emails and to allow you to receive password reminders if needed, please provide an email address which will enable continuous access ie a personal email address rather than an email that can only be accessed at a single hospital or location.

Email Confirm Email

☐ I'm not a robot

[Continue](#)

- > Your password must include:
 - at least eight characters
 - upper-case and lower-case letters
 - at least one number
- > Add **all** of the sites where you work – you can select multiple sites.

Title First name Surname
 - Select -
 Your professional body code will be your username, unless you choose other in which case your email address will be your username.

Role job title
 - Select - - Select -

Please specify the main site you work at:
 Start typing a site name...

Additional sites you work at
 If you cannot find your site in the list please contact AskJAG@rcp.ac.uk, you can still continue with your registration but data will not be accepted from sites until you update your profile.

Start typing the name of your site, click Add site to add to your profile. To remove a site simply click on the name of the site.
 If you work across multiple sites, you can add more than one.

Start typing a site name...

[Registration terms and conditions](#)
[Click here](#) to view the privacy notice.
☐ Please tick the box to confirm that you have read and agree to the privacy notice.

- 4 You will then be sent an automated email with your username to confirm that your registration is complete.
- 5 Your registration will automatically give you endoscopy access. **If you require trust admin or service admin access, please contact askjag@rcp.ac.uk.** This will require approval from the management team at your organisation.

Uploading to NED

Any sites that are using NEDi2.1 compliant software will automatically be uploading to NED and JETS. Once procedural information is entered into an endoscopy reporting system that is NEDi2.1 compliant, the data will be reflected on the [NED Pilot](#) and [JETS](#) websites on the following day.

A list of ERS suppliers and their compliance can be found on the [NED website](#).

If you are working at a site that is not using NEDi2 compliant software, procedures will need to be added manually onto the JETS website and then will reflect on the [NED live](#) website after the overnight system refresh.

Using NED as a trust admin or service lead

For a comprehensive view of procedure data, we recommend using the [NED Pilot](#) website. This contains all NEDi1 uploads as well as NEDi2 and beyond. The NED live site may only contain NEDi2 uploads and manually entered procedures in JETS.

After logging into NED, please select the correct role on from the drop-down list. For trust access click 'NED trust admin' and for service access click 'service lead'.

Current role: Endoscopist ([change role](#))

Choose your Role

Your user account is a member of multiple roles, select your role from the list below:

Endoscopist

Endoscopist

NED Trust Admin

Service Lead

To view the KPIs at your site or trust, please click on 'Data and KPIs' then 'KPIs'.

NED National Endoscopy Database

Home Data and KPIs Resources Admin Support APRIQOT Admin Your profile

Current role: Admin ([change role](#))

Information

Filters

Data extracts

KPIs

COVID-19 impact

Filters

The data on the homepage can be filtered by opening the filters box:

Current role: Admin ([change role](#))

Information

Filters

Country: All Countries

Organisation/Trust: All Organisations/Trusts

Site: All Sites

Procedure: OGD

Date Range: View Quarters

Year From: 2024

Year To: 2025

Apply Date

Performed by: Independent and Trainee

Clear Filters Export to Excel Date Order RAG Primary Colours

The information can be filtered by organisation, site, procedure type and date. With a trust admin role, you can select any site from your organisation. With a service lead role, you can only select the sites you have been assigned the role at.

The data is defaulted to show procedures performed by endoscopists as an independent endoscopist or trainee. If you require data from procedures completed as a trainer, you will need to filter this page by 'Independent and Trainer data'.

Filters

Country: England Organisation/Trust: Weblogik Test Trust Site: All Sites

Procedure: OGD Date Range: View Quarters Year From: 2024 Year To: 2025 Apply Date

Performed by: Independent and Trainee

Clear Filters Export to Excel Date Order R A G Primary Colours

Core KPIs All KPIs Plot KPI Activity

OGD Flexi

KPI I3 2024 Q4 2025 Q1 2025 Q2 2025 Q3

The data shown using these filters can be exported using the 'Export to Excel' button. This can be kept for your records.

Filters

Country: All Countries Organisation/Trust: All Organisations/Trusts Site: All Sites

Procedure: OGD Date Range: View Quarters Year From: 2024 Year To: 2025 Apply Date

Performed by: Independent and Trainee

Clear Filters Export to Excel Date Order R A G Primary Colours

You can also export this data into a JAG audit report template by pressing the 'JAG audit report' button.

Procedure: OGD Date Range: View Quarters Year From: 2024 Year To: 2025 Apply Date

Performed by: Independent and Trainee

Clear Filters Export to Excel Date Order JAG Audit Report R A G Primary Colours

Core KPIs


Core KPIs All KPIs Endoscopists Plot KPI Activity Demographics

The core KPIs tab is the first tab shown on the home screen. This shows the core KPIs for OGD, flexible sigmoidoscopy, colonoscopy, ERCP, EUS, and ENT at your trust or service.

The traffic light system compares performance against national benchmarks (where minimum standards or targets have been published).

Green	= above aspirational targets
Amber	= between minimum standard and aspiration targets
Red	= below minimum standard

All KPIs



More in depth KPIs for your trust/service can be seen by selecting the ‘all KPIs’ tab and choosing a procedure type. On this tab, you can search for a specific KPI for the procedure modality selected in the filter box.

The calculations for each KPI can be seen by clicking on the information button.

Core KPIs

All KPIs

Plot KPI

Activity

Demographics

Show

50

entries

Search:

	KPI	2024 Q1	2024 Q2	2024 Q3	2024 Q4	2025 Q1	2025 Q2	2025 Q3
	Procedure Count							
	D2 intubation rate							
	J manoeuvre rate							
	Median dose of Pethidine <70							
	Median dose of Pethidine >=70							

Endoscopists



The ‘Endoscopists’ tab shows the core KPI data for all endoscopists at your organisation or service. You can search for a specific endoscopist by using the search bar. The procedure type and date range for this data can be changed using the filters box.

To show all KPIs, tick the ‘show all indicators’ box:

Core KPIs

All KPIs

☒ Show all indicators

Show 50 entries

If an ‘Unregistered endoscopist’ appears on this tab, this means that procedures have been uploaded to NED for an endoscopist who has not created an account. For this endoscopist’s data to show under their name, they will need to register for NED using the same identifier (such as a GMC or NMC) input on the endoscopy reporting system.

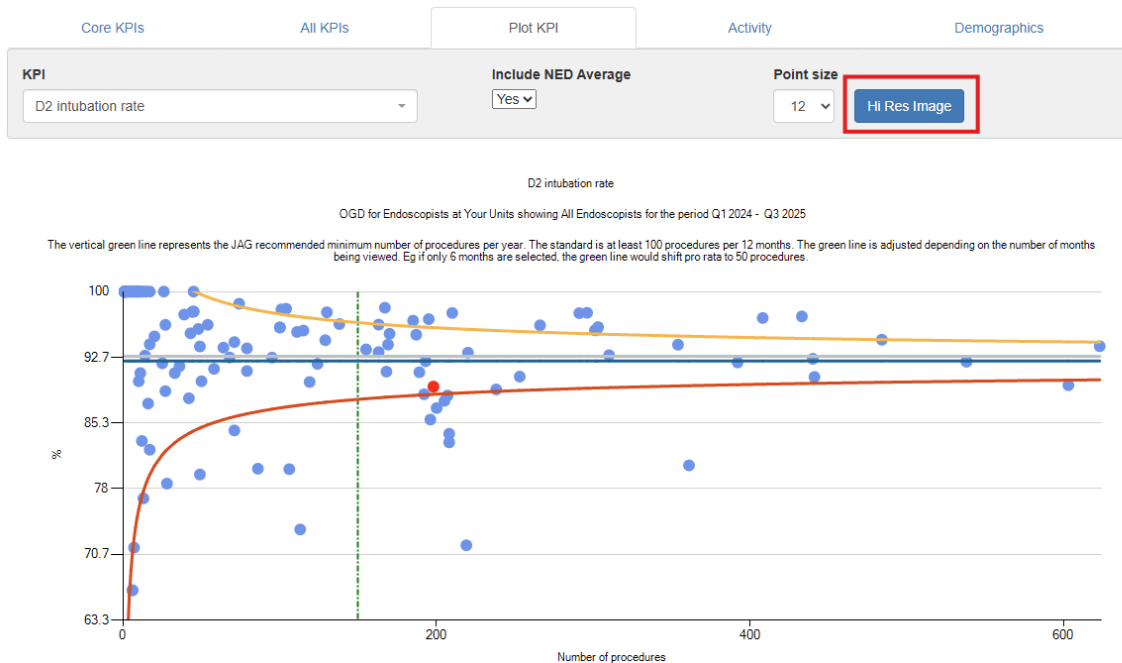


Plot KPIs

Core KPIs
All KPIs
Plot KPI
Activity
Demographics

KPI
D2 intubation rate
Include NED Average
Yes
Point size
12
Hi Res Image

The plot KPI tab generates a graph of a KPI selected in the 'KPI' dropdown menu. This graph shows the statistics from endoscopists at your unit or trust. An image of this graph can be exported using the 'Hi Res Image' button.



Activity

Core KPIs
All KPIs
Endoscopists
Plot KPI
Activity
Demographics

Measure
Admission Type

The activity tab shows information about the procedures completed at your trust/site. This can be filtered by one of the measures below:

- Admission type
- Biopsy
- Diagnosis
- Indications
- Therapies
- Urgency

It will also generate a pie chart to reflect this data below the table for each measure.

Demographics

The demographics tab shows the gender and age bands of the patients from your trust/service using the filters selected in the filter box. This data is reflected in a pie chart.

An age and gender distribution bar chart is also generated to show the range of demographics of the patients.

Discrepancies in data

Any discrepancies in data should first be attempted to be solved locally. You should review the data shown on your endoscopy reporting system (ERS) and resubmit any procedures which have errors or have failed to upload. The endoscopy or NED lead at your service should be able to help you do this, and you can also contact your ERS supplier for support.

If, after contacting your supplier, you are still experiencing data quality issues, please contact the NED team at askJAG@rcp.ac.uk.

Please note, only services that are NEDi2 compliant will be uploading automatically to NED. To check if your service is compliant, please contact your endoscopy lead.

For further information about NED, please take a look out our [FAQ page](#).



Further information regarding this report may be obtained from the JAG office at the Royal College of Physicians.

JAG Office
Royal College of Physicians
11 St Andrews Place
London
NW1 4LE

askJAG@rcp.ac.uk
www.thejag.org.uk

The publication is copyrighted to the Royal College of Physicians of London. The named service on the front page of this report may reproduce all or part of this publication, free of charge in any format or medium provided. The text may not be changed and must be acknowledged as copyright with the document's date and title specified. All images and logos contained within this report cannot be reproduced without the permission of the Royal College of Physicians.